

This represents the full range of pocket options available.

Some suits have pockets as standard, to further personalise your suit you can choose from the selection below to specify the right pocket for your needs.

Tech Pocket

The tech pocket is mounted on a plate which is then used as a slate pocket, the slate pocket has a 21 cm opening and there is also a retaining D-ring.

The tech pocket measures 22 cm wide by 27 cm long and as a depth of 9 cm and the flap is fastened via Velcro fastening and there is a further retaining D-ring inside the pocket. This pocket is usually made in the same material as the suit.




Combi Pocket

Combi pockets are mounted on the side of the thigh as standard, but can be fitted to the front of the thigh if preferred.

The combi pocket system has a slate pocket mounted behind with approx 20 cm opening and retaining D-ring.

The combi pocket itself has a zip opening of approx 20 cm and a zip opening bellow system giving a depth of up to 8 cm maximum width 20 cm and maximum length 26 cm with a retaining D-ring fitted inside the pocket.



Folded Pocket

The folded pocket is sewn directly onto the suit and is incorporated with the seams, this pocket measures 20 cm wide 27 cm long and as a depth opening of 7 cm at the top of the pocket.

This pocket has a Velcro flap at the top and is usually made in the same material as the suit.




Sizes may vary slightly depending on size of suit

Slate Pocket

This is a flat slate pocket with Velcro across the top and down one side to allow easy access to your slate and measures 21 cm wide by 27 cm long.

The pocket is sewn into the seams of the dry suit if ordered when dry suit is being manufactured and is usually in the same material as the suit.




Camera / Slate Pocket

The slate pocket has Velcro across the top and down the side to allow for easy access for removing slate, this part of the pocket measures 22 cm wide by 27 cm long.

The camera pocket section has been designed to fit most cameras in their housing, measuring 15 cm wide 17 cm long and a pocket depth of 8 cm.

This pocket is sewn on to the front part of the slate pocket, there is also a slate pen holder sewn down the side of the camera pocket.

This pocket is usually made from the same material as the suit is made from.



Zip Cargo Pocket

The zip cargo pocket is mounted onto a plate, pocket measures 18 cm wide by 23 cm long and has a maximum depth of 9 cm, the zipper is fitted across the top and part way down the sides.



Knife Pocket

Our standard knife pocket measures 7 cm wide and 21 cm long and tapering down to 4 cm wide at the bottom however, we can make the pocket to any given dimensions to fit your personal knife sheaf.



Seals available for your Azdry drysuit.

Please find your seal options below that are available when ordering your new drysuit plus any of the seal systems here can be retro fitted when your suit requires replacement seals.




Silicone Wrist Seal

The silicone wrist system is an oval system which is approximately the same size circumference as a regular latex seal.

This system is available as an optional extra and is becoming extremely popular due to the extra comfort of the silicone and the ability to be able to change seals yourself as no adhesives are required.

All silicone seals are available in orange or black.



Silicone Neck System

The silicone neck system works using a flexible ring that is fitted to the suit then the neck seal is then fitted into this ring by using a yellow locking ring and fitting tool is provided.

The silicone neck seal is more comfortable than the usual latex seal and you will not suffer from the rash on the neck that sometimes occurs when doing repetitive salt water diving plus you have the ability to replace your neck seal yourself as no adhesives are required.


All silicone seals are available in orange or black.



Latex Seals

Latex seals are fitted as standard, these seals are fitted onto the suit and are taped inside and outside. Heavy duty cuff seals are used which comes in four sizes plus sizing rings for the perfect fit.

Bellowed latex neck seal is used which are taped inside and out and come in four different sizes.



Neoprene Seals

Neoprene seals are available as an optional extra, we use the finest neoprene from Yamamoto for its super stretch qualities, all sizes are available and we have 5 mm and 3.5 mm in stock.



Warm Neck

Warm neck is fitted when standard latex neck seal is fitted or optional silicone system. The warm neck is fitted to protect the seal and add insulation by holding your hood in position.

The design of the warm neck consists of front and back panels using no Velcro making it extremely easy to use.

